

Technical Data Sheet

Strato 1C Line Paints
Water based

- ◆ Line Paints for Strato sealed sport floors

Substrate:

Sanded (120 grit) Strato 2C sealed sport floors.

Application:

Shake well before use.
The marking is applied after the first coat with a brush or roller. Depending on the color the marking has possibly to be done twice by intermediate sanding in between.
Afterwards another coat has to be applied. Use a tape for exact lining for the colors and fix it properly. Remove the tape after you have finished the application of the line paint to avoid fraying of the line.

Colors according to RAL:
White (9010), black (9005), orange (2003), blue (5010), green (6010), yellow (1021), red (3000).

Consumption:

The consumption depends on the type of the field:

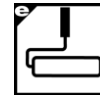
100 – 120 g/sqm – depending on color shade and quality

1sqm = 20 meter with a width of 5cm
For 100 meter the consumption is between 0,5 and 0,7 kg.

Application

Priming:

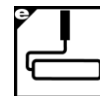
1 x Strato 200



approx. 1 h

Coating:

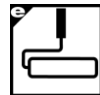
1 x Strato 2K incl. Hardener



approx. 6 h

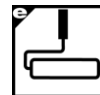
Intermediate Sanding

Strato Line paint has to be applied



approx. 12h

1 x Strato 2C incl. Hardener



approx. 6 h

Final hardness:

after approx. 7 days

Drying:

The drying times are approximate, depending on the room and floor temperature as well as the air humidity.

Cleaning Tools:

Immediately after use with water. Dried on material can be removed with Diluting Agent for Cleaning V 29.

Storage:

Store in cool and dry condition in their original container, up to 9 months. Protect from frost.



Hazardous Goods Marking::

GefStoffV: not applicable
VbF: not applicable
ADR-RID: not applicable
UN-Nr.: not applicable
Giscode: W 3
R Terms: none
S Terms: 23 Do not breathe vapour
38 In case of insufficient ventilation,
wear suitable respiratory
equipment

Disposal:

Do not dispose of in water courses. Dried material should be disposed of in appropriate facility.

Further information see our material safety data sheet.